

THE STRUCTURE OF ONLINE LEARNING

Primary Online Learning

COVID-19 has dramatically changed education for the foreseeable time. ABS is primed and ready to teach in an environment where 'distance learning' is the new norm. Now it's time for teachers to teach students how to be successful in an online environment.

This guide will act as a primer to give insight into ABS online learning. From the applications that students will need to use to the rules and regulations that all students will need to follow.

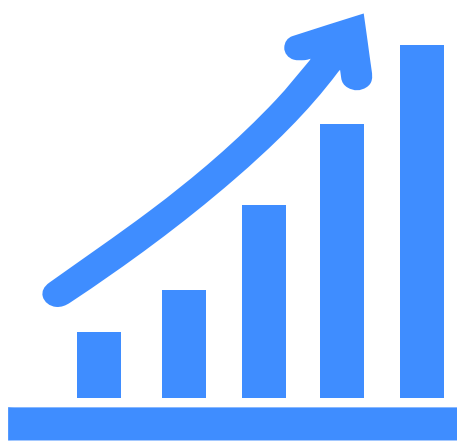
Let's get ready for online learning!

THE TOOLS OF ONLINE LEARNING



Live, interactive lessons every day using Zoom. Instantaneous feedback and a positive environment for all students to take part in.

THE DAILY ROUTINE



A Recipe for Success
Students who follow the daily routine see better results.



Live Classes

Participate in the live lessons, take notes and ask questions. Be an active learner, not a passive learner.



Class Assignments

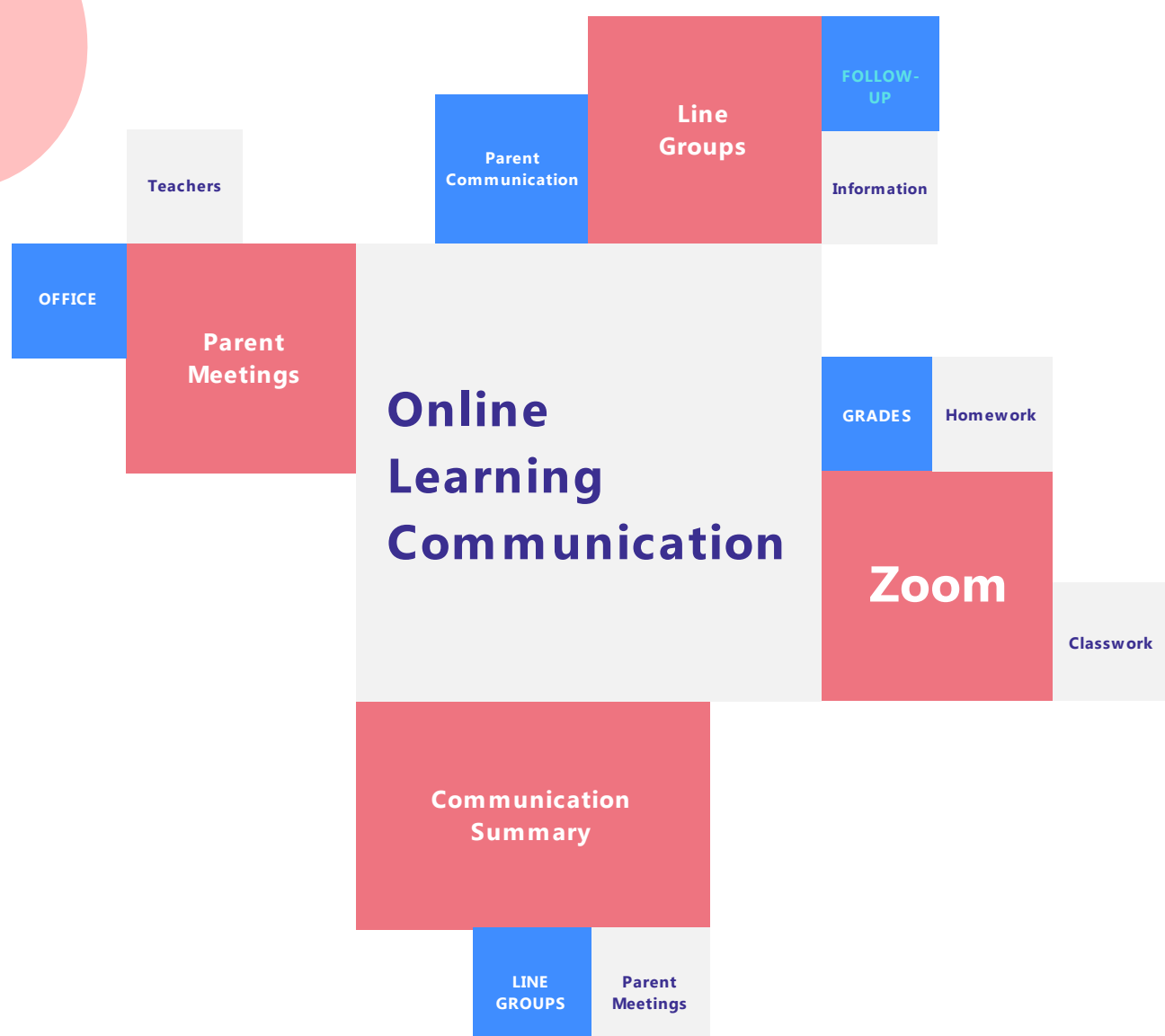
Be proactive! Start your class assignments early and check your results on Zoom Participants.



Review the Lesson

Study and review any lesson on Zoom.

ONLINE COMMUNICATION AND ASSESSMENTS



LINE GROUPS

- Communicate to the parents and students
- Send out information
- Remind students about work and quizzes



PARENT MEETINGS

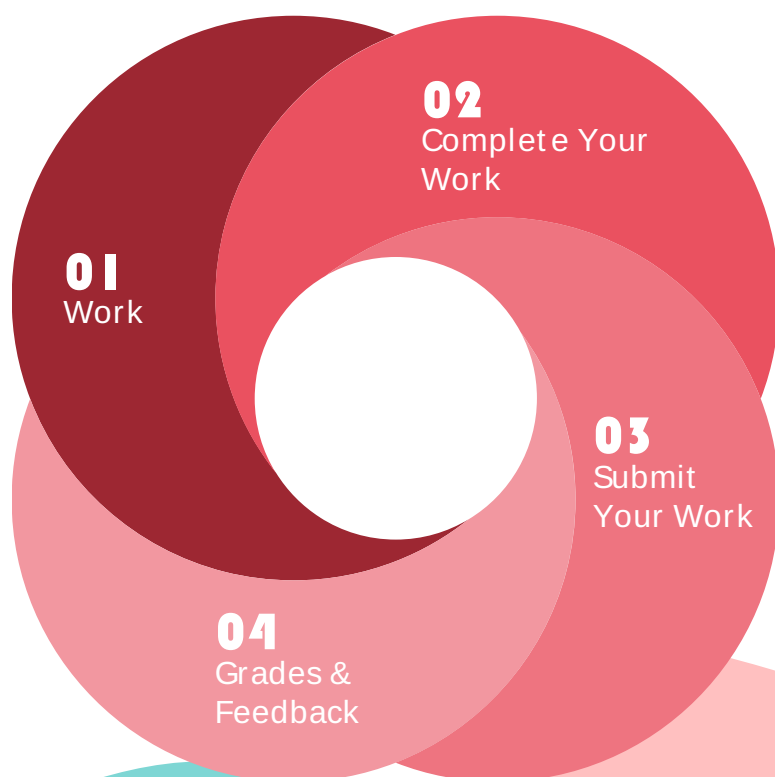
- Meet with the teachers and get progress reports
- Meet with the office for strategies to improve grades or behavior

01 Get all of your assignments and

02 Finish your work and message the teacher if you need help or advice

03 Turn in your completed work on Line Group

04 Get notifications of your grades and get feedback through private messages



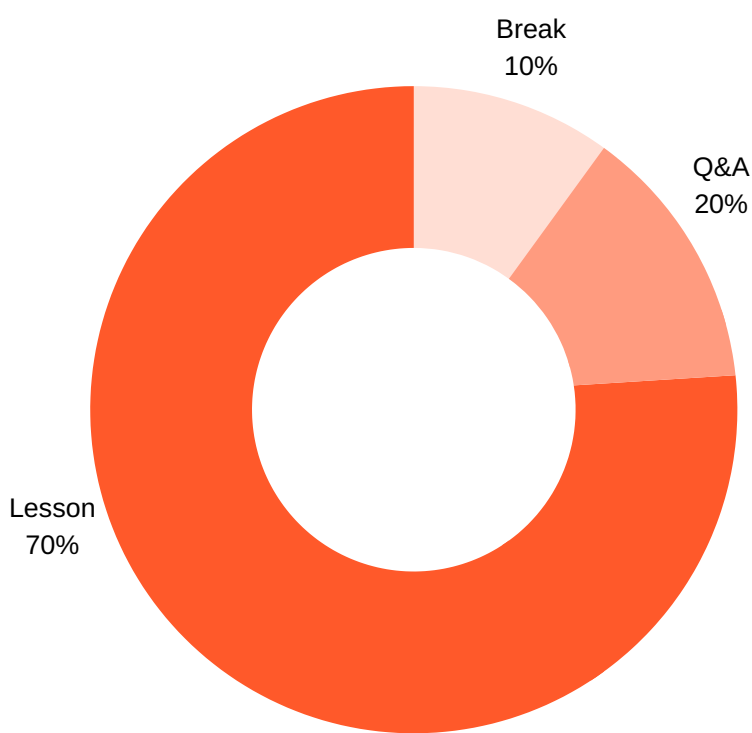
A DAY IN THE LIFE OF AN ABS STUDENT

A typical school day for an ABS student

ABS Online Learning | Primary

LESSON STRUCTURE

Each lesson is scheduled for 50 minutes. Here's how each student should spend that 50 minutes in order to maximize their learning and make sure that they are ready for their following class.



Lesson - 70%

Participate and learn from your teachers during interactive Zoom lessons.

Q&A - 20%

Ask the teacher questions and get individualized help.

Break - 10%

Go to the bathroom and get ready for your next class. You won't be allowed to go to the bathroom during the lesson time!

THE HOMEROOM EXPERIENCE

Students at ABS will get an online homeroom experience through our innovative use of Zoom. Each homeroom will receive their own Zoom accounts, which means we can keep the meeting rooms running even in between classes. Now we can maximize learning by being able to use this time.

THE BENEFITS

Students Can Stay Put

Tired of joining a bunch of zoom meeting rooms? Now students can stay put and the teachers will join the meeting rooms.

Homework Help

Need some help with your homework? You can ask your homeroom teacher in between classes.

Homeroom Time

Get information and updates from your homeroom teachers each day before classes start.

Socialize with Friends

Socialize with your friends and classmates in between classes, breaks or lunch time. Create a sense of community!

THE STUDENT GUIDE FOR ONLINE LEARNING

What you need in order to be successful in online learning.

ABS Online Learning | Primary

DEVICES AND EQUIPMENT



PC, Laptop, Tablet or Phone

Imagine how embarrassing it will be if you run out of batteries in the middle of class! Keep your electronic devices fully charged or plugged in.



Microphone & Headphones

Check your audio settings and make sure that your microphone and headphones are working properly.



School Supplies

Even though your home, this is still school. Get your notebook, pen, pencil, and eraser ready!

LEARNING ENVIRONMENT

BRIGHT & QUIET

Your learning environment needs to be well-lit and quiet. Minimize distractions and loud noises please.

SIT PROPERLY

Sit properly at all times. I see you trying to lay down. Don't do that! You need to take notes and pay attention.

DRESS CODE



DRESS FOR SUCCESS



Keep it Classy, ABS

Dress politely each day to keep our online learning environment a positive one.



No Hoodies or Hats

You don't wear hats or have your hoodies up normally in class. Then don't do it online!

RULES & REGULATIONS



BE READY

- Get all of your devices and apps ready
 - Finish your meal
 - Dress properly
-

BE ON TIME

- The class will start on-time whether you join or not
- 5 minutes late or more will be counted as “Late”
- Leaving the class before time without permission will be counted as “Absent”



BE RESPECTFUL

- Show your face
- Pay attention
- Participate in the class
- No games / music